



Ministry of Interior
Joint Crisis Coordination Centre



Registered IDPs and Refugees
In
Kurdistan Region – Iraq
for January 2019

*When a disaster strikes, every minute counts;
Immediate, coordinated and pre-planned response is Key
To save lives & reduce the impact*

Published: 13 February 2019

1. Total Number of IDPs & Refugees (2)
2. Total Number of IDPs & Refugee in KR-I.....(2)
3. Number of Camps in KRI(2)
4. Total Number of IDPs (In Camp and Non-Camp) (3)
5. Total Number of Refugees (In Camp and Non-Camp) (3)

1. Erbil Governorate..... (4)

1.1 IDPs Camps
1.2 Refugees Camps

2. Duhok Governorate.....(5)

2.1 IDPs Camps
2.2 Refugees Camps

3. Slemani Governorate.....(6)

3.1 IDPs Camps
3.2 Refugees Camps

1. Total Number of IDPs and Refugees:

Country	Syria	Turkey	Iran	Palestine
Refugee Registered	249,293	9,080	13,071	752
Total Refugees Registered in KRI	272,196 Individuals			
Total IDPs Registered	1,237,177 Individuals			
Total IDPs & Refugees registered	1,509,373 Individuals			

2. Total Number of IDPs and Refugees in KR-I

Governorate	Total IDPs	Total Refugees	Total IDPs & Refugees	% of IDPs & Refugees
Erbil	668,385	128,505	796,890	54%
Duhok	379,316	88,447	467,763	31%
Sulaymaniyah	189,476	32,341	221,817	15%
Grand Total	1,237,177	249,293	1,486,470	100%





3. Number of Camps in KRI

Governorate	IDP Camps	Refugee Camps	Total
Erbil	7	4	11
Duhok	17	4	21
Slemani	5	1	6
Total	29	9	38





Note:

In total, 11 camps are closed and consolidated, Erbil Province 4 camps, Duhok province 6 camps and in Slemani province 1 camp are closed. Currently, total camps in Kurdistan Region-Iraq are 37 camps.

4. Total Number of IDPs (In-Camp and Non-Camp)

Governorate	Number of Families 	Number of Individuals 	% of IDP In-Camp 	% of IDP None- Camp 	% of IDP in three Governorates
In – Camp					
Erbil	6,425	32,857	3%		
Duhok	31,120	167,936	14%		
Slemani	3,443	16,458	1%		
Total	40,988	217,251	18%		
Non-Camp					
Erbil	129,364	635,528		51%	
Duhok	40,396	211,380		17%	
Slemani	34,305	173,018		14%	
Total	204,065	1,019,926		82%	
Total All	245,053	1,237,177		100%	

5. Total Number of Refugees (In-Camp and Non-Camp)

Governorate	Number of Families 	Number of Individuals 	% of Refugee In-Camp 	% of Refugee None-Camp 	% of refugee in three Governorates
In-Camp					
Erbil	7,196	30,548	12 %		
Duhok	13,442	54,586	22%		
Slemani	2,238	8,940	4 %		
Total	22,876	94,074	38%		
Non-Camp					
Erbil	35,916	97,957		39%	
Duhok	11,036	33,861		14%	
Slemani	8,704	23,401		9%	
Total	55,656	155,219		62%	
Grand Total	78,532	249,293		100%	

6. Erbil Governorate:

6.1 IDPs in Camps:

#	District	Camp Name	No. of Families	No. of Individuals	Constructed by	Capacity	Status	%of IDPs
1	Erbil	Bahrka	923	4,727	UNHCR & ERC	697	Open	14%
2	Erbil	Harsham	302	1,502	ERC	300	Open	5%
3	Erbil	Khazir M1	1,316	6,935		5,778	Open	22%
4	Erbil	Dibaga	1,883	10,058		1,800	Open	28%
5	Erbil	Dibaga 2	0	0		1,616	closed	2%
6	Erbil	Hasansham U2	852	4,167	UNHCR	1,566	Open	13%
7	Erbil	Hassansham U3	1,149	5,468		1,936	Open	16%
Total			6,425	32,857		13,693		100%

6.2 Refugees in Camps:

#	Camp Name	No. of Families	No. of Individuals	Status	% of Refugees
1	Basirma	627	2,863	Open	9%
2	Darashakran	2,658	11,769	Open	38%
3	Kawergosk	1,917	7,788	Open	26%
4	Qushtapa	1,994	8,128	Open	27%
Total		7,196	30,548		100%

7. Duhok Governorate:

7.1 IDPs in Camps:

#	District	Camp Name	No. of Families	No. of Individuals	Constructed by	Capacity	Status	% of IDPs
1	Zaxo	Bersev 1	1,468	7,952	AFAD	2,500	Open	5%
2		Bersev 2	1,748	9,472	UNHCR	1,820	Open	6%
3		Darkar	721	3,954	Habitat	801		2%
4		Cham Meshko	5,026	27,137	Government	5,000	Open	16%
5	Summel	Kabarto 1	2,556	13,516	Government	3,000	Open	8%
6		Kabarto 2	2,598	13,746	Government	3,000	Open	8%
7		Bajed Kandal 1	1,019	5,250	UNHCR+Government	562	Open	3%
8		Bajed Kandal 2	1,025	5,457	UNHCR	960	Open	3%
9		Khanki	2,830	16,432	UNHCR	3,120	Open	10%
10		Rwanga (Qadial)	2,656	14,345	Rwanga NGO+ Government	3000	Open	9%
11		Sharyia	3,111	16,826	AFAD	4,000	Open	10%
12	Sheikhan	Garmawa	89	496	UNHCR	1,196	Open	0.31%
13		Esyen	2,746	14,959	Government	3,003	Open	9%
14		Mamrashan	1,719	8,877	Gov. + NGOs + UNHCR	1,829	Open	5%
15		Shekhan	851	4,557	IOM + NGOs	1,004	Open	3%
16	Akre	Mamlyan	324	1,679	Government	3,000	Open	1%
17	Amedi	Dawodeya	633	3,281	Habitat + IOM	900	Open	2%
Total			31,120	167,936		38,695		100%

7.2 Refugees in Camps

#	Camp Name	No. of Families	No. of Individuals	Capacity	Status	% Of Refugees
1	Akre Settlement	279	1,102	392	Open	3%
2	Domiz Camp 1	8,574	33,976	5,342	Open	62%
3	Domiz Camp 2	2,552	10,574	1,890	Open	19%
4	Gawilan	2,037	8,934	1,852	Open	16%
Total		13,442	54,586	9,476		100%

8. Slemani Governorate

8.1 IDPs in Camps

#	District	Camp Name	No. of Families	No. of Individuals	Constructed by	Capacity	Status	% of IDPs
1	Slemani	Arbat	364	1,738	KURDS	416	Open	11%
2	Slemani	Ashti	2,384	11,503	KURDS	2,630	Open	70%
3	Garmyan	Qoratu	256	1,181	KURDS/UNHCR	1,040	Open	7%
4	Dokan	Surdash	99	452		400	open	3%
5	Garmyan	Taza De	340	1,584	KRG, Iraqi Government	1000	Open	9%
6	Slemani	Barzanja	0	0		152	closed	
Total			3,443	16,458		5,638		100%

8.2 Refugees in Camps

#	Camp Name	No. of Families	No. of Individuals	Status
1	Arbat/Barika	2,238	8,940	Opened
Total		2,238	8,940	

Contact Information:

Name	Position	Phone	Email
Ali Saeed Ahmed	Director of Information Management	0750 765 50 55	Ali.saeed@jcckrg.Org
Avan Mirkhan Ahmed	Data Exchange Officer	0750 799 97 97	Avan.mirkhan@jcckrg.Org