



Ministry of Interior Joint Crisis Coordination Centre



Registered IDPs and Refugees In Kurdistan Region-Iraq

22 June 2017

*When a disaster strikes, every minute counts;
Immediate, coordinated and pre-planned response is Key
To save lives & reduce the impact*

Updated: 22 June 2017

1. Total Number of IDPs & Refugees	(2)
2. Total Mosul IDPs arrived since 17 October, 2016	(2)
3. Number of Camps in KRI	(2)
4. Total Number of IDPs (In Camp and Non-Camp).....	(3)
5. Total Number of Refugees (In Camp and Non-Camp)	(3)
6. Erbil Governorate.....	(4)
6.1 IDPs Camps	
6.2 Refugees Camps	
7. Duhok Governorate.....	(5)
7.1 IDPs Camps	
7.2 Refugees Camps	
8. Slemani Governorate.....	(6)
8.1 IDPs Camps	
8.2 Refugees Camps	
9. Kirkuk Governorate.....	(6)
9.1 IDPs Camps	
9.2 Refugees Camps	

1. Total Number of IDPs and Refugees:

Refugees Registered	233,006 Individuals
IDPs Registered	1,332,496 Individuals
IDPs & Refugees	1,565,502 Individual





2. Total Mosul IDPs arrived since Mosul Liberation Operation (17 October 2016)

Number of Families	45,251 Family
Number of Individuals	204,057 Individuals





3. Number of Camps in KRI

Governorate	IDP Camps	Refugee Camps	Total
Erbil	9	4	13
Duhok	23	4	27
Slemani	6	1	7
Kirkuk	7	0	7
	45	9	54

4. Total Number of IDPs (In-Camp and Non-Camp)

Governorate	Number of Families 	Number of Individuals 	% of IDP In-Camp 	% of IDP None- Camp 	% of IDP in three Governorates
In - Camp					
Erbil	20,279	105,151	19.5%		
Duhok	37,316	199,461	37.7%		
Slemani	4,046	19,092	8.2%		
Total	61,641	323,704	24.8%		
Non-Camp					
Erbil	83,577	459,601		80.5%	42.5%
Duhok	65,834	334,691		62.3%	40%
Slemani	39,000	214,500		91.8%	17.5%
Total	188,411	1,008,792			
Total All	250,052	1,332,496			

5. Total Number of Refugees (In-Camp and Non-Camp)

Governorate	Number of Families 	Number of Individuals 	% of Refugee In-Camp 	% of Refugee None-Camp 	% of refugee in three Governorates
In-Camp					
Erbil	8,328	32,781			
Duhok	12,823	50,228			
Slemani	2,131	8,259			
Total	23,282	91,268			
Non-Camp					
Erbil	31,477	85,013			
Duhok	10,699	33,611			
Slemani	8,751	23,114			
Total	50,927	141,738			
Grand Total	74,209	233,006			

6. Erbil Governorate:

6.1 IDPs in Camps:

#	District	Camp Name	No. of Families	No. of Individuals	Constructed by	Capacity	Status
1	Erbil	Baharka	860	4,240	UNHCR & ERC	6.100	Open
2	Erbil	Harsham	295	1,525	ERC	1.438	Open
3	Erbil	Ashty/Ankawa 2	1,100	6,500	MODM/ERC	5.100	Open
4	Erbil	Hassansham M2	3,700	19,497			Open
5	Erbil	Khazir M1	6,000	29,790			Open
6	Erbil	Hassansham U3	1,578	8,407			Open
7	Erbil	Debaga	4,016	21,100			Open
8	Erbil	Chamakor	1,519	7,752			Open
9	Erbil	Hasansham U2	1,211	6,340	UNHCR	1.400	Open
Total			20,279	105,151			

6.2 Refugees in Camps:

B. Refugees Camps				
#	Camp Name	No. of Families	No. of Individuals	Status
1	Basirma	804	3,441	Open
2	Darashakran	2,935	12,442	Open
3	Kawergosk	2,461	9,057	Open
4	Qushtapa	2,128	7,841	Open
Total		8,328	32,781	

7. Duhok Governorate:

7.1 IDPs in Camps:

#	District	Camp Name	No. of Families	No. of Individuals	Constructed by	Capacity	Status
1	Zaxo	Bersev 1	1,935	10,540	AFAD	2.500	Open
2		Bersev 2	1,691	9,284	UN	1.820	Open
3		Darkar	705	3,915	UN	801	
4		Cham Meshko	4,842	26,528	Government	5.000	Open
5	Summel	Kabarto 1	2,499	13,720	Government	3.000	Open
6		Kabarto 2	2,555	13,865	Government	3.000	Open
7		Bajet Kandala 1	1,042	5,517	UN	562	Open
8		Bajet Kandala 2	1,046	5,747	UN	960	Open
9		Khanki	2,868	16,097	UN	3.120	Open
10		Rwanga (Qadial)	2,751	14,698	NGO	2.999	Open
11		Sharyia	3,162	16,398	AFAD	4.000	Open
12	Sheikhan	Garmawa	1,206	6,070	UN	1.335	Open
13		Esyau	2,793	14,658	Government	3.003	Open
14		Mamrashan	1,057	5,349	Gov. + NGOs + UN	1.120	Open
15		Shekhan	988	5,342	NGOs	1.474	Open
16	Bardarash	Bardarash	2,129	10,395	Government	2,898	Open
17	Akre	Mamlyan	1,101	5,410	Government	3.000	Open
18	Amedi	Dawodeya	723	3,833	UN	900	Open
19	Duhok	Qaymawa	206	1,045			Open
20	Duhok	Nagizliya M1	1,029	5,709	MODM		Open
21	Duhok	Nagizliya M2	988	5,341	MODM		Open
22	Duhok	Zelkan					Open
23	Duhok	Amala					
Total			37,316	199,461		41.492	

7.2 Refugees in Camps

#	Camp Name	No. of Families	No. of Individuals	Status
1	Akre Settlement	284	1,162	Open
2	Domiz Camp 1	8,474	32,038	Open
3	Domiz Camp 2	2,140	8,788	Open
4	Gawilan	1,925	8,240	Open
Total		12,823	50,228	

8. Slemani Governorate:

8.1 IDPs in Camps

#	District	Camp Name	No. of Families	No. of Individuals	Constructed by	Capacity	Status
1	Slemani	Arbat	440	2,117	KURDS	4800	Open
2	Slemani	Ashti	2,843	13,487	KURDS	7000	Open
3	Kalar	Qoratu	302	1,367	KURDS/UNHCR	8000	Open
4	Dokan	Surdash	0	0		4,800	Under Construction
5	Kalar	Taza De	440	2,017	KRG, Iraqi Government	6000	Open
6	Slemani	Barzanja	21	104			Open
Total			4,046	19,092			

8.2 Refugees in Camps

#	Camp Name	No. of Families	No. of Individuals	Status
1	Arbat/Barika	2,131	8,259	Opened
Total		2,131	8,259	

9. Kirkuk Governorate:

IDPs Camps					
#	Camp Name	No. of Families	No. of Individuals	Capacity	Status
1	Laylan (1)	1,863	10,324	2,005	Open
2	Laylan (2)	760	4,487	922	Open
3	Laylan (3)	805	4,382	2,500	Open
4	Daquq	1,388	8,238	1,600	Open
5	Yahyawa	725	3,907	800	Open
6	Nazrawa	1,600	9,127	1,782	Open
7	Bawa	333	1,900	800	Open
Total		7,474	42,365		

Note: The Total Number of IDPs and Refugees does not include Kirkuk Governorate.

Contact Information:

Name	Position	Phone	Email
Ali Saeed Ahmed	Director of Information Management	0750 765 50 55	Ali.saeed@jcckrg.Org
Arsalan Sadiq Sabir	Data Officer	0750 434 29 29	Arsalan.Sadiq@jcckrg.Org